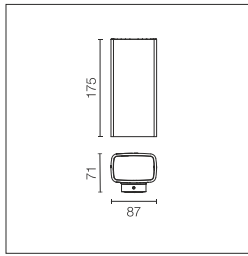
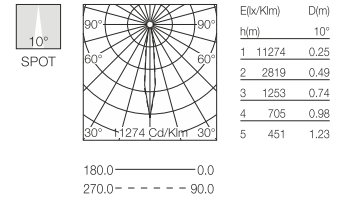


Power Led: 7W - 432 lm ≠ *FIXT 387 lm - 2700K/CRI 80 - 110-240V / 7W - 468 lm ≠ *FIXT 419 lm - 3000K/CRI 80 - 110-240V / 7W - 504 lm ≠ *FIXT 451 lm - 4000K/CRI 80 - 110-240V
 *FIXT lm = Spot Optic



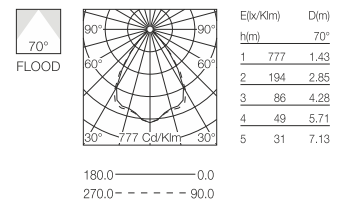
2700K
3000K
4000K



Fonte di alimentazione 110/240V integrata. Dotata di uno spezzone di cavo uscente in neoprene di 80 mm. Versione dimmerabile a richiesta.

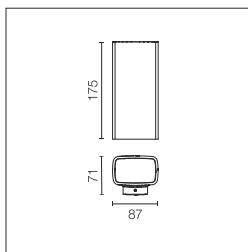
Integrated 110/240V power source. Supplied with an 80 mm section of outgoing neoprene cable. Dimmable version on request.

2700K
3000K
4000K

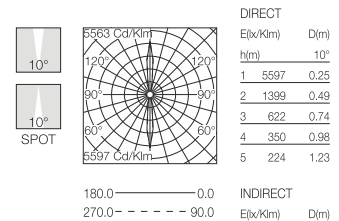


Climber Up&Down - 87

Power Led: 12W - 2x432 lm ≠ *FIXT 2x392 lm - 2700K/CRI 80 - 110-240V / 12W - 2x468 lm ≠ *FIXT 2x425 lm - 3000K/CRI 80 - 110-240V / 12W - 2x504 lm ≠ *FIXT 2x458 lm - 4000K/CRI 80 - 110-240V
 *FIXT lm = Spot Optic



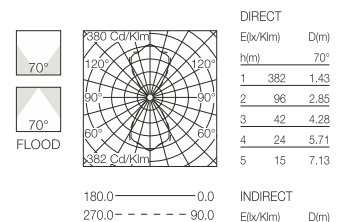
2700K
3000K
4000K



Fonte di alimentazione 110/240V integrata. Dotata di uno spezzone di cavo uscente in neoprene di 80 mm. Versione dimmerabile a richiesta.

Integrated 110/240V power source. Supplied with an 80 mm section of outgoing neoprene cable. Dimmable version on request.

2700K
3000K
4000K



INDIRECT

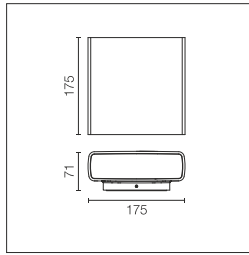
E(lx/Klm)	D(m)
h(m)	10°
1	5597 0.25
2	1399 0.49
3	622 0.74
4	350 0.98
5	224 1.23

INDIRECT

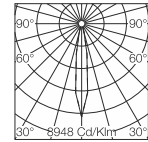
E(lx/Klm)	D(m)
h(m)	70°
1	382 1.43
2	96 2.85
3	42 4.28
4	24 5.71
5	15 7.13

Climber Down - 175

Power Led: 12W - 864 lm ≠ *FIXT 721 lm - 2700K/CRI 80 - 110-240V / 12W - 936 lm ≠ *FIXT 781 lm - 3000K/CRI 80 - 110-240V / 12W - 1008 lm ≠ *FIXT 841 lm - 4000K/CRI 80 - 110-240V
 *FIXT lm = Spot Optic



2700K
3000K
4000K



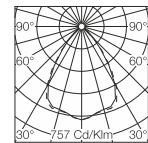
E(lx/Klm)	D(m)
h(m)	10°
1	8948 0.28
2	2237 0.56
3	994 0.84
4	559 1.12
5	358 1.41

180.0 ——— 0.0
 270.0 - - - - - 90.0

Fonte di alimentazione 110/240V integrata. Dotata di uno spezzone di cavo uscente in neoprene di 80 mm. Versione dimmerabile a richiesta.

Integrated 110/240V power source. Supplied with an 80 mm section of outgoing neoprene cable. Dimmable version on request.

2700K
3000K
4000K

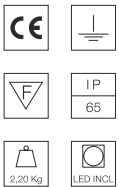
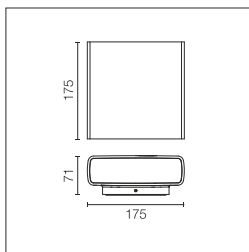


E(lx/Klm)	D(m)
h(m)	70°
1	757 1.43
2	189 2.85
3	84 4.28
4	47 5.71
5	30 7.13

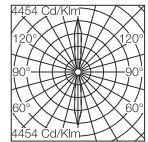
180.0 ——— 0.0
 270.0 - - - - - 90.0

Climber Up&Down - 175

Power Led: 21W - 2x864 lm ≠ *FIXT 2x739 lm - 2700K/CRI 80 - 220-240V / 21W - 2x936 lm ≠ *FIXT 2x800 lm - 3000K/CRI 80 - 220-240V / 21W - 2x1008 lm ≠ *FIXT 2x862 lm - 4000K/CRI 80 - 220-240V
 *FIXT lm = Spot Optic



2700K
3000K
4000K



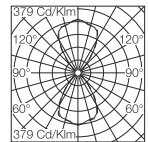
DIRECT	
E(lx/Klm)	D(m)
h(m)	10°
1	4454 0.28
2	1113 0.56
3	495 0.84
4	278 1.12
5	178 1.41

180.0 ——— 0.0
 270.0 - - - - - 90.0

Fonte di alimentazione 220/240V integrata. Dotata di uno spezzone di cavo uscente in neoprene di 80 mm. Versione dimmerabile a richiesta.

Integrated 220/240V power source. Supplied with an 80 mm section of outgoing neoprene cable. Dimmable version on request.

2700K
3000K
4000K



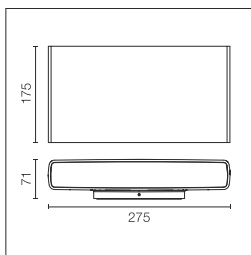
DIRECT	
E(lx/Klm)	D(m)
h(m)	70°
1	379 1.43
2	95 2.85
3	42 4.28
4	24 5.71
5	15 7.13

180.0 ——— 0.0
 270.0 - - - - - 90.0

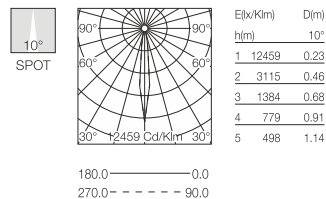
INDIRECT	
E(lx/Klm)	D(m)
h(m)	70°
1	379 1.40
2	95 2.80
3	42 4.20
4	24 5.60
5	15 7.00

Climber Down - 275

Power Led: 21W - 1728 lm ≠ *FIXT 1240 lm - 2700K/CRI 80 - 220-240V / 21W - 1872 lm ≠ *FIXT 1344 lm - 3000K/CRI 80 - 220-240V /
21W - 2016 lm ≠ *FIXT 1447 lm - 4000K/CRI 80 - 220-240V
*FIXT lm = Spot Optic



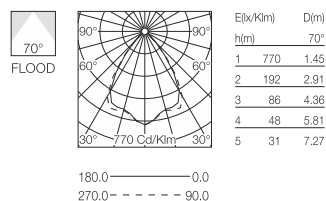
2700K
3000K
4000K



Fonte di alimentazione 220/240V integrata. Dotata di uno spezzone di cavo uscente in neoprene di 80 mm. Versione dimmerabile a richiesta.

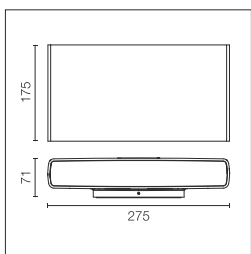
Integrated 220/240V power source. Supplied with an 80 mm section of outgoing neoprene cable. Dimmable version on request.

2700K
3000K
4000K

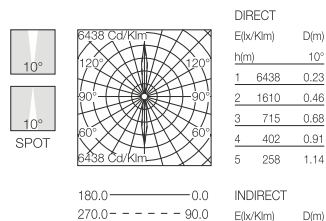


Climber Up&Down - 275

Power Led: 40W - 2x1728 lm ≠ *FIXT 2x1264 lm - 2700K/CRI 80 - 220-240V / 40W - 2x1872 lm ≠ *FIXT 2x1370 lm - 3000K/CRI 80 - 220-240V /
40W - 2x2016 lm ≠ *FIXT 2x1475 lm - 4000K/CRI 80 - 220-240V
*FIXT lm = Spot Optic



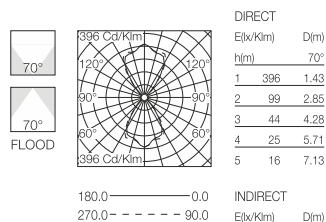
2700K
3000K
4000K



Fonte di alimentazione 220/240V integrata. Dotata di uno spezzone di cavo uscente in neoprene di 80 mm. Versione dimmerabile a richiesta.

Integrated 220/240V power source. Supplied with an 80 mm section of outgoing neoprene cable. Dimmable version on request.

2700K
3000K
4000K



DIRECT

E(lx/Klm)	D(m)
h(m)	10°
1	6438 0.23
2	1610 0.46
3	715 0.68
4	402 0.91
5	258 1.14

INDIRECT

E(lx/Klm)	D(m)
h(m)	10°
1	6438 0.23
2	1610 0.46
3	715 0.68
4	402 0.91
5	258 1.14

DIRECT

E(lx/Klm)	D(m)
h(m)	70°
1	396 1.43
2	99 2.85
3	44 4.28
4	25 5.71
5	16 7.13

INDIRECT

E(lx/Klm)	D(m)
h(m)	70°
1	396 1.45
2	99 2.91
3	44 4.36
4	25 5.81
5	16 7.27